


**SAIBABA BAHUDESHIYA SEVABHAVI SANSTHA'S
INDIAN INSTITUTE OF MEDICAL SCIENCE-AYURVED COLLEGE & HOSPITAL
Monthly Analysis of OPD 2024
Number of Patients Attended OPD 1 Jan. 2024 to 31 Dec. 2024**

Sr. No.	Month	Kaychikitsa	Panchakarma	Shalya	Shalaky Netra	Shalaky	Prasuti & Shri Roga	Kaumarbhriya (Balroga)	Swastha Vritta & Yoga	Aatyayika (Casualty)	Vishachikitsa	Total
1	January	961	578	562	91	328	498	419	148	24	0	3609
2	February	869	533	504	99	308	473	408	150	18	0	3362
3	March	770	504	479	88	307	447	391	130	18	0	3134
4	April	791	482	527	58	336	441	396	144	21	0	3196
5	May	910	529	508	67	347	476	399	147	18	0	3401
6	June	907	542	642	67	345	484	406	155	17	0	3565
7	July	948	568	515	60	375	530	451	157	22	4	3630
8	August	891	559	517	63	367	506	442	154	22	9	3530
9	September	830	543	521	59	340	467	405	141	21	11	3338
10	October	866	546	537	61	355	496	427	144	30	12	3474
11	November	777	507	463	55	316	454	389	131	21	21	3134
12	December	886	539	542	66	361	486	420	141	23	22	3486
Dept. Total		10406	6430	6317	834	4085	5758	4953	1742	255	79	40859
Grand Total												0




Principal
Indian Institute of Medical
Sciences Ayurved College
At. Post Manori, Tal. Dindori, Dist. Nashik

Monthly Analysis of OPD 2024



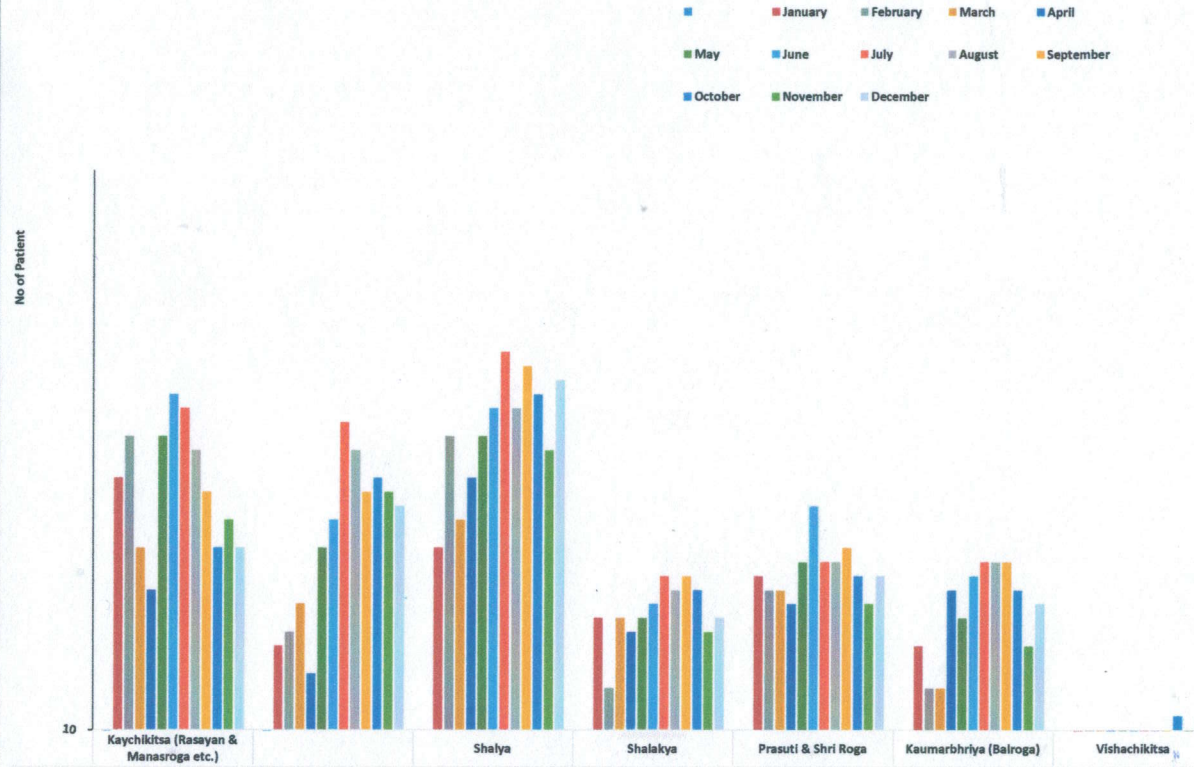
	Kaychikitsa	Panchakarma	Shalya	Shalakyta Netra	Shalakyta	Prasuti & Shri Roga	Kaumarbhriya (Balroga)	Swastha Vritta & Yoga	Aatyayika (Casualty)	Vishchikitsa
January	961	578	562	91	328	498	419	148	24	0
February	869	533	504	99	308	473	408	150	18	0
March	770	504	479	88	307	447	391	130	18	0
April	791	482	527	58	336	441	396	144	21	0
May	910	529	508	67	347	476	399	147	18	0
June	907	542	642	67	345	484	406	155	17	0
July	948	568	515	60	375	530	451	157	22	4
August	891	559	517	63	367	506	442	154	22	9
September	830	543	521	59	340	467	405	141	21	11
October	866	546	537	61	355	496	427	144	30	12
November	777	507	463	55	316	454	389	131	21	21
December	886	539	542	66	361	486	420	141	23	22

INDIAN INSTITUTE OF MEDICAL SCIENCE-AYURVED HOSPITAL
 Monthly Analysis of OPD 2024
 1 Jan 2024 to 31 Dec. 2024





Principal
Indian Institute of Medical
Sciences Ayurved College
 At. Post Manori, Tal. Dindori, Dist. Nashik

Monthly Analysis of IPD 2024



	Kaychikitsa (Rasayan & Manasroga etc.)	Shalya	Shalaky	Prasuti & Shri Roga	Kaumarbhriya (Balroga)	Vishachikitsa
January	28	16	23	18	21	16
February	31	17	31	13	20	13
March	23	19	25	18	20	13
April	20	14	28	17	19	20
May	31	23	31	18	22	18
June	34	25	33	19	26	21
July	33	32	37	21	22	22
August	30	30	33	20	22	22
September	27	27	36	21	23	22
October	23	28	34	20	21	20
November	25	27	30	17	19	16
December	23	26	35	18	21	19

INDIAN INSTITUTE OF MEDICAL SCIENCE-AYURVED HOSPITAL
 Monthly Analysis of IPD 2024
 1 Jan 2024 to 31 Dec. 2024



(Signature)
Principal
Indian Institute of Medical Sciences Ayurved College
 At. Post Manori, Tal. Dindori, Dist. Nashik

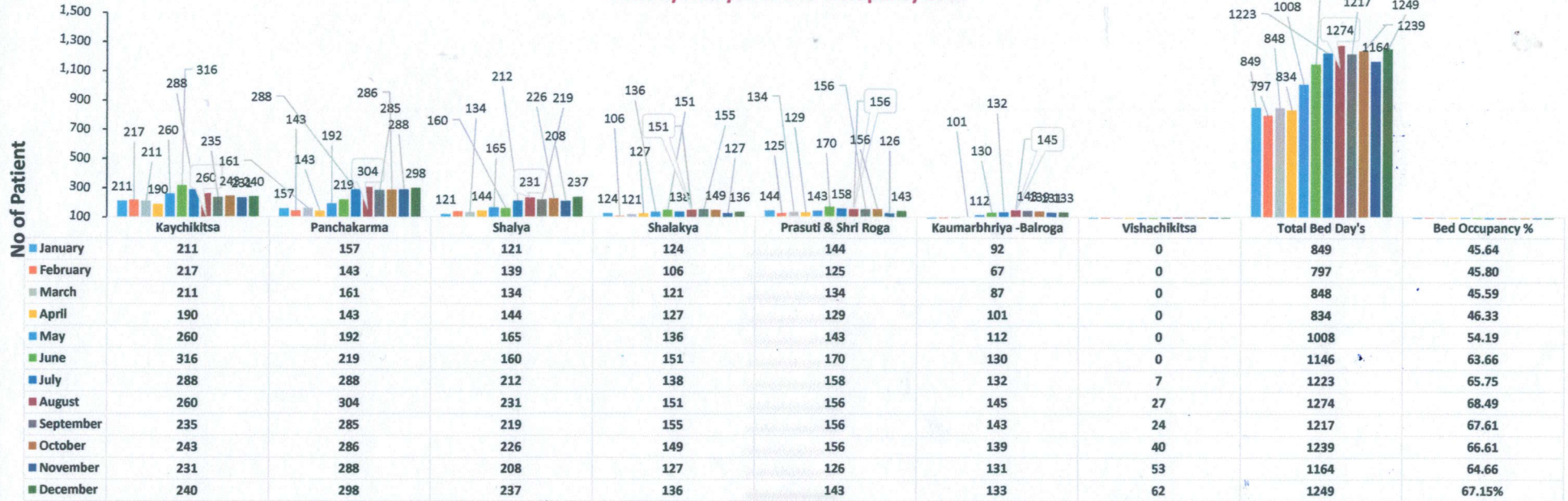
**SAIBABA BAHUDESHIYA SEVABHAVI SANSTHA'S
INDIAN INSTITUTE OF MEDICAL SCIENCE-AYURVED HOSPITAL
Monthly Analysis of Bed Occupancy 2024
1 Jan 2024 to 31 Dec. 2024**

Sr No	Month	Kaychikitsa	Panchakarma	Shalya	Shalakyas	Prasuti & Shri Roga	Kaumarbhriya - Balroga	Vishachikitsa	Total Bed Day's	Bed Occupancy %
1	January	211	157	121	124	144	92	0	849	45.64
2	February	217	143	139	106	125	67	0	797	45.80
3	March	211	161	134	121	134	87	0	848	45.59
4	April	190	143	144	127	129	101	0	834	46.33
5	May	260	192	165	136	143	112	0	1008	54.19
6	June	316	219	160	151	170	130	0	1146	63.66
7	July	288	288	212	138	158	132	7	1223	65.75
8	August	260	304	231	151	156	145	27	1274	68.49
9	September	235	285	219	155	156	143	24	1217	67.61
10	October	243	286	226	149	156	139	40	1239	66.61
11	November	231	288	208	127	126	131	53	1164	64.66
12	December	240	298	237	136	143	133	62	1249	67.15%
	Total	2902	2764	2196	1621	1740	1412	213	12848	
Grand Total		12848								
Bed Occupancy in %		58.66%								



Principal
Indian Institute of Medical
Sciences Ayurved College
At. Post Manori, Tal. Dindori, Dist. Nashik

Monthly Analysis of Bed Occupancy 2024



INDIAN INSTITUTE OF MEDICAL SCIENCE-AYURVED HOSPITAL
 Monthly Analysis of Bed Occupancy 2024
 1 Jan 2024 to 31 Dec. 2024





 Principal
 Indian Institute of Medical
 Sciences Ayurved College
 At. Post Manori, Tal. Dindori, Dist. Nashik

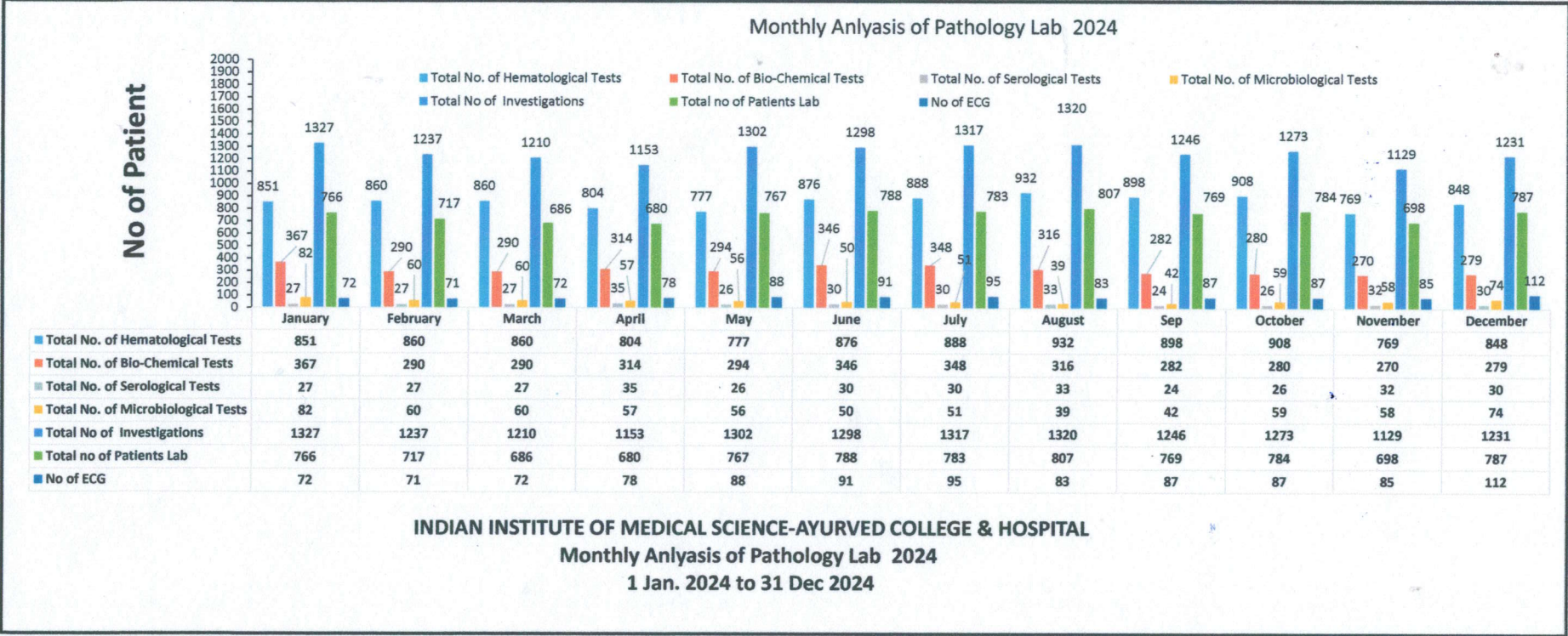
SAIBABA BAHUDESHIYA SEVABHAVI SANSTHA
INDIAN INSTITUTE OF MEDICAL SCIENCE-AYURVED COLLEGE & HOSPITAL

Monthly Anlysis of Pathology Lab 2024
 1 Jan. 2024 to 31 Dec 2024

Sr. No.	Test Details	January	February	March	April	May	June	July	August	Sep	October	November	December	Total
1	Total No. of Hematological Tests	851	860	860	804	777	876	888	932	898	908	769	848	10271
2	Total No. of Bio-Chemical Tests	367	290	290	314	294	346	348	316	282	280	270	279	3676
3	Total No. of Serological Tests	27	27	27	35	26	30	30	33	24	26	32	30	347
4	Total No. of Microbiological Tests	82	60	60	57	56	50	51	39	42	59	58	74	688
5	Total No of Investigations	1327	1237	1210	1153	1302	1298	1317	1320	1246	1273	1129	1231	15043
6	Total no of Patients Lab	766	717	686	680	767	788	783	807	769	784	698	787	9032
7	No of ECG	72	71	72	78	88	91	95	83	87	87	85	112	1021



Principal
 Indian Institute of Medical
 Sciences Ayurved College
 At. Post Manori, Tal. Dindori, Dist. Nashik



INDIAN INSTITUTE OF MEDICAL SCIENCE-AYURVED COLLEGE & HOSPITAL
Monthly Analysis of Pathology Lab 2024
1 Jan. 2024 to 31 Dec 2024



(Signature)
Principal
Indian Institute of Medical
Sciences Ayurved College
 At.Post Manori, Tal.Dindori, Dist.Nashik

INDIAN INSTITUTE OF MEDICAL SCIENCE-AYURVED COLLEGE & HOSPITAL

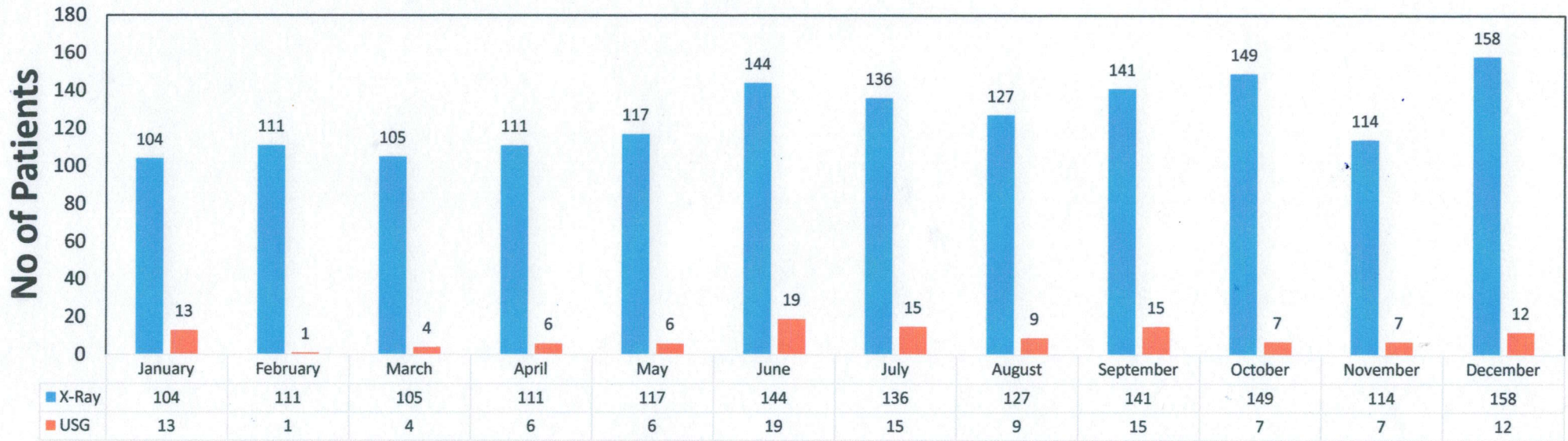
Monthly Anlysis of Radiology 2024

1 Jan. 2024 to 31 Dec 2024

Sr. No.	Particular	January	February	March	April	May	June	July	August	September	October	November	December	Total
1	X-Ray	104	111	105	111	117	144	136	127	141	149	114	158	1517
2	USG	13	1	4	6	6	19	15	9	15	7	7	12	114

Monthly Anlysis of Radiology 2024


■ X-Ray ■ USG



INDIAN INSTITUTE OF MEDICAL SCIENCE-AYURVED COLLEGE & HOSPITAL

Monthly Anlysis of Radiology 2024

1 Jan. 2024 to 31 Dec 2024




(Signature)
Principal
Indian Institute of Medical
Sciences Ayurved College
At. Post Manori, Tal. Dindori, Dist. Nashik

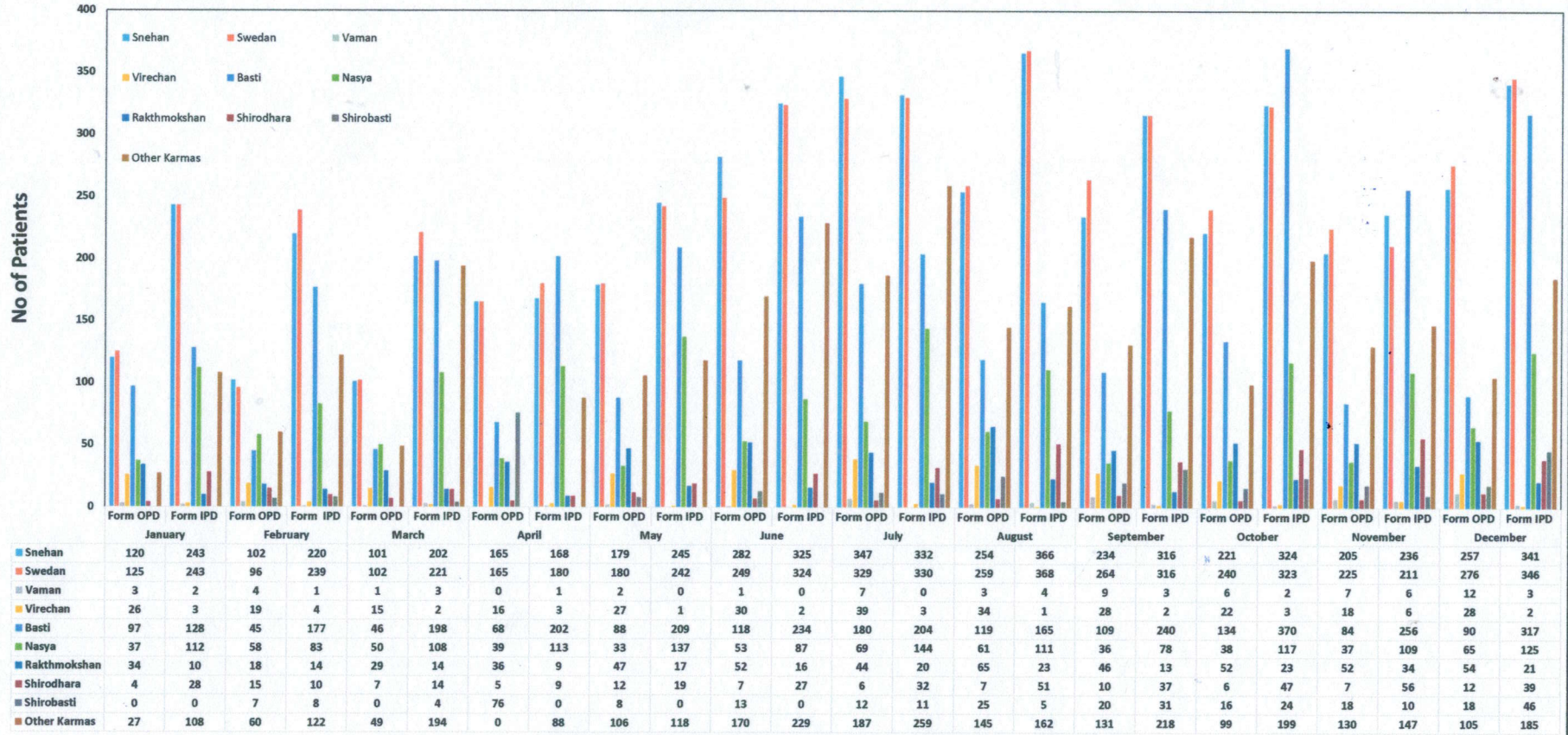
SAIBABA BAHUDESHIYA SEVABHAVI SANSTHA
INDIAN INSTITUTE OF MEDICAL SCIENCE-AYURVED COLLEGE & HOSPITAL
Monthly Anlyasis of Panchakarma 2024
1 Jan. 2024 to 31 Dec 2024

Sr. No.	Karma Carried Out	January		February		March		April		May		June		July		August		September		October		November		December		Total IPD & OPD
		Form OPD	Form IPD	Form OPD	Form IPD	Form OPD	Form IPD	Form OPD	Form IPD	Form OPD	Form IPD	Form OPD	Form IPD	Form OPD	Form IPD	Form OPD	Form IPD	Form OPD	Form IPD	Form OPD	Form IPD	Form OPD	Form IPD	Form OPD	Form IPD	
1	Snehan	120	243	102	220	101	202	165	168	179	245	282	325	347	332	254	366	234	316	221	324	205	236	257	341	5785
2	Swedan	125	243	96	239	102	221	165	180	180	242	249	324	329	330	259	368	264	316	240	323	225	211	276	346	5853
3	Vaman	3	2	4	1	1	3	0	1	2	0	1	0	7	0	3	4	9	3	6	2	7	6	12	3	80
4	Virechan	26	3	19	4	15	2	16	3	27	1	30	2	39	3	34	1	28	2	22	3	18	6	28	2	334
5	Basti	97	128	45	177	46	198	68	202	88	209	118	234	180	204	119	165	109	240	134	370	84	256	90	317	3878
6	Nasya	37	112	58	83	50	108	39	113	33	137	53	87	69	144	61	111	36	78	38	117	37	109	65	125	1900
7	Rakthmokshan	34	10	18	14	29	14	36	9	47	17	52	16	44	20	65	23	46	13	52	23	52	34	54	21	743
8	Shirodhara	4	28	15	10	7	14	5	9	12	19	7	27	6	32	7	51	10	37	6	47	7	56	12	39	467
9	Shirobasti	0	0	7	8	0	4	76	0	8	0	13	0	12	11	25	5	20	31	16	24	18	10	18	46	352
10	Other Karmas	27	108	60	122	49	194	0	88	106	118	170	229	187	259	145	162	131	218	99	199	130	147	105	185	3238
Total		473	877	424	878	400	960	570	773	682	988	975	1244	1220	1335	972	1256	887	1254	834	1432	783	1071	917	1425	22630




Principal
Indian Institute of Medical
Sciences Ayurved College
 At. Post Manori, Tal. Dindori, Dist. Nashik


Monthly Anlysis of Panchakarma 2024



INDIAN INSTITUTE OF MEDICAL SCIENCE-AYURVED COLLEGE & HOSPITAL

Monthly Anlysis of Panchakarma 2024

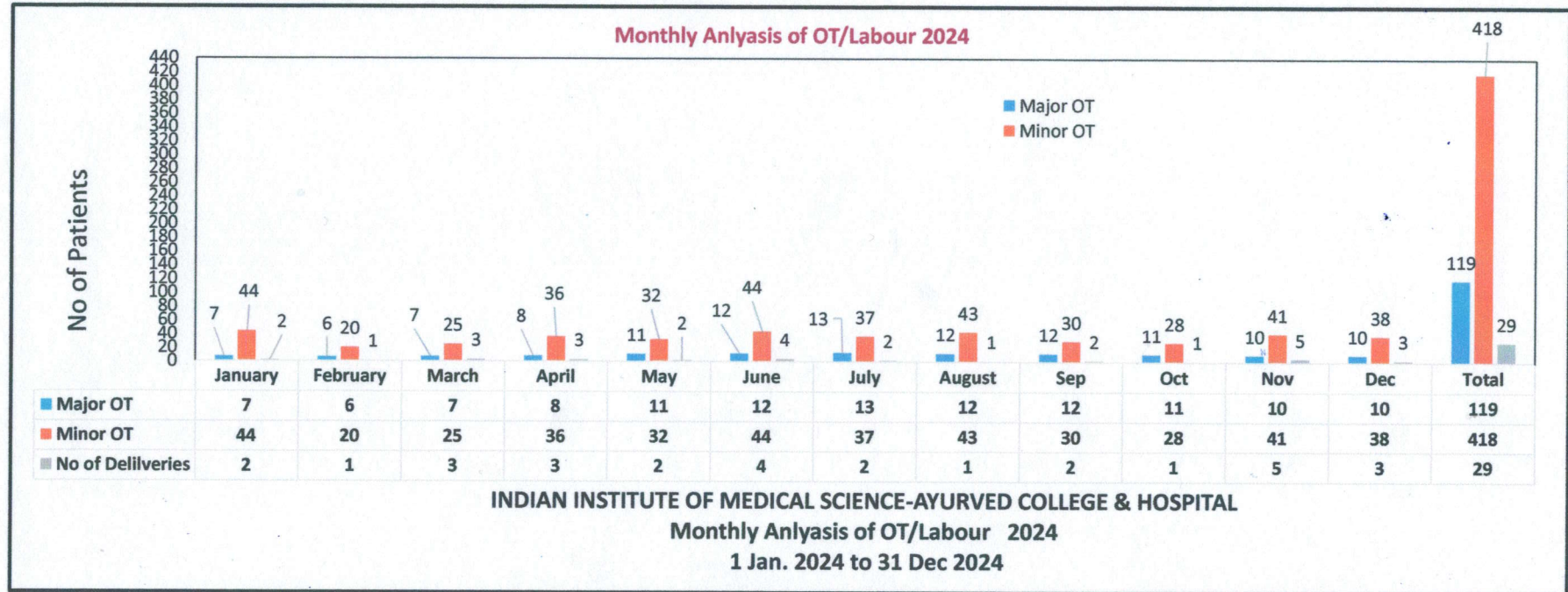
1 Jan. 2024 to 31 Dec 2024



(Signature)
Principal
Indian Institute of Medical
Sciences Ayurved College
At. Post Manori, Tal. Dindori, Dist. Nashik

SAIBABA BAHUDESHIYA SEVABHAVI SANSTHA
INDIAN INSTITUTE OF MEDICAL SCIENCE-AYURVED COLLEGE & HOSPITAL
Monthly Anlysis of OT/Labour 2024
1 Jan. 2024 to 31 Dec 2024

Sr. No.	Procedures Carried Out	January	February	March	April	May	June	July	August	Sep	Oct	Nov	Dec	Total
1	Major OT	7	6	7	8	11	12	13	12	12	11	10	10	119
2	Minor OT	44	20	25	36	32	44	37	43	30	28	41	38	418
3	No of Delilveries	2	1	3	3	2	4	2	1	2	1	5	3	29

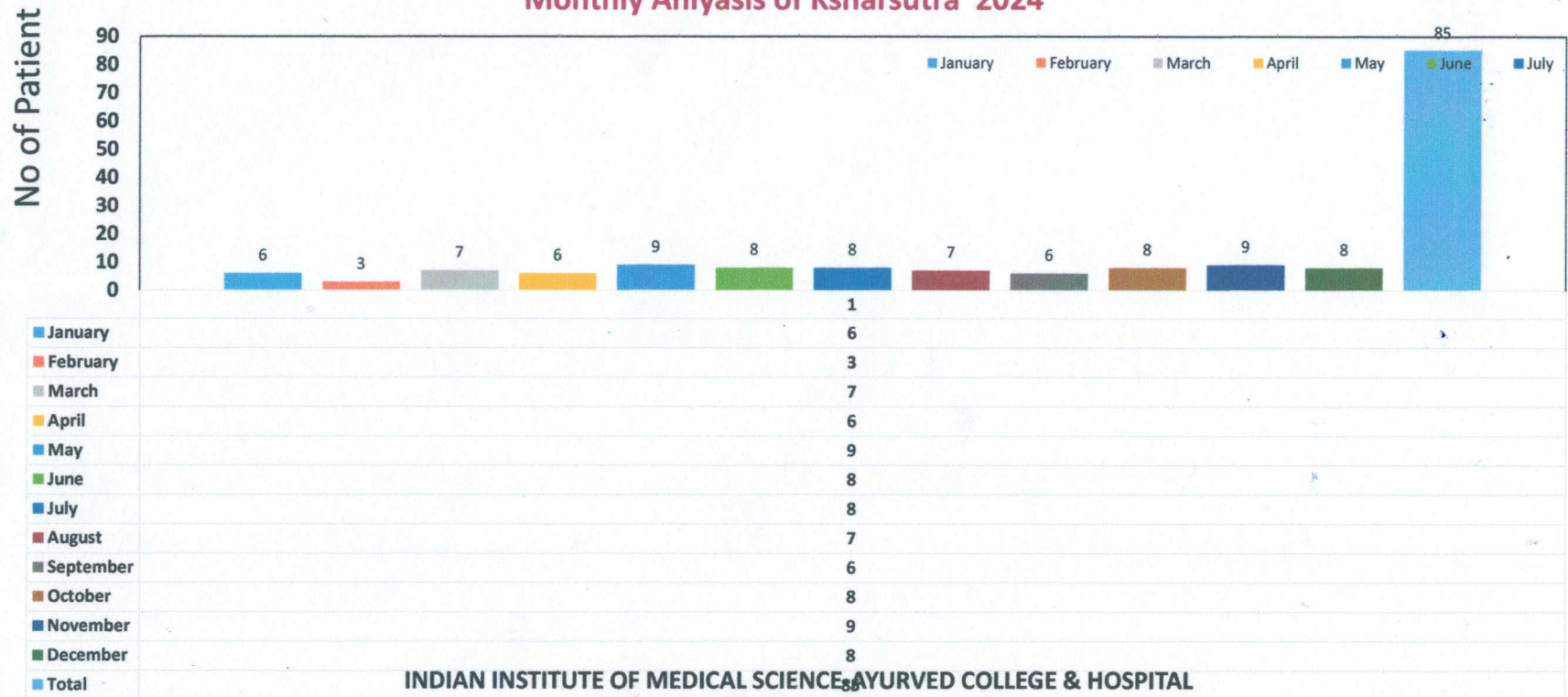


(Signature)
Principal
Indian Institute of Medical
Sciences Ayurved College
 At. Post Manori, Tal. Dindori, Dist. Nashik


SAIBABA BAHUDESHIYA SEVABHAVI SANSTHA'S
INDIAN INSTITUTE OF MEDICAL SCIENCE-AYURVED COLLEGE & HOSPITAL
 Monthly Anlyasis of Ksharsutra 2024
 1 Jan. 2024 to 31 Dec 2024


Sr. No.	Procedures Carried Out	January	February	March	April	May	June	July	August	September	October	November	December	Total
1	Ksharsutra	6	3	7	6	9	8	8	7	6	8	9	8	85

Monthly Anlyasis of Ksharsutra 2024



INDIAN INSTITUTE OF MEDICAL SCIENCE-AYURVED COLLEGE & HOSPITAL
 Monthly Anlyasis of Ksharsutra 2024
 1 Jan. 2024 to 31 Dec 2024



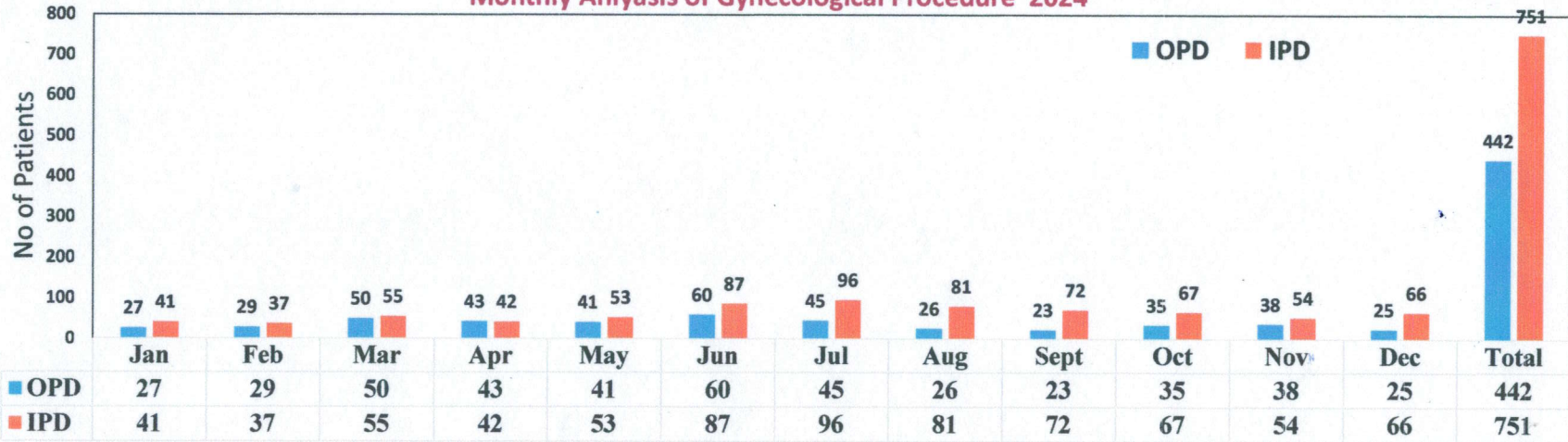

Principal
Indian Institute of Medical Sciences Ayurved College
 At. Post Manori, Tal. Dindori, Dist. Nashik

SAIBABA BAHUDESHIYA SEVABHAVI SANSTHA'S
INDIAN INSTITUTE OF MEDICAL SCIENCE-AYURVED COLLEGE & HOSPITAL


Monthly Anlysis of Gynecological Procedure 2024
 1 Jan. 2024 to 31 Dec 2024

Sr. No.	Procedures Carried Out	Jan	Feb	Mar	Apr	May	Jun	Jul	Aug	Sept	Oct	Nov	Dec	Total
1	OPD	27	29	50	43	41	60	45	26	23	35	38	25	442
2	IPD	41	37	55	42	53	87	96	81	72	67	54	66	751

Monthly Anlysis of Gynecological Procedure 2024



INDIAN INSTITUTE OF MEDICAL SCIENCE-AYURVED COLLEGE & HOSPITAL
 Monthly Anlysis of Gynecological Procedure 2024
 1 Jan. 2024 to 31 Dec 2024

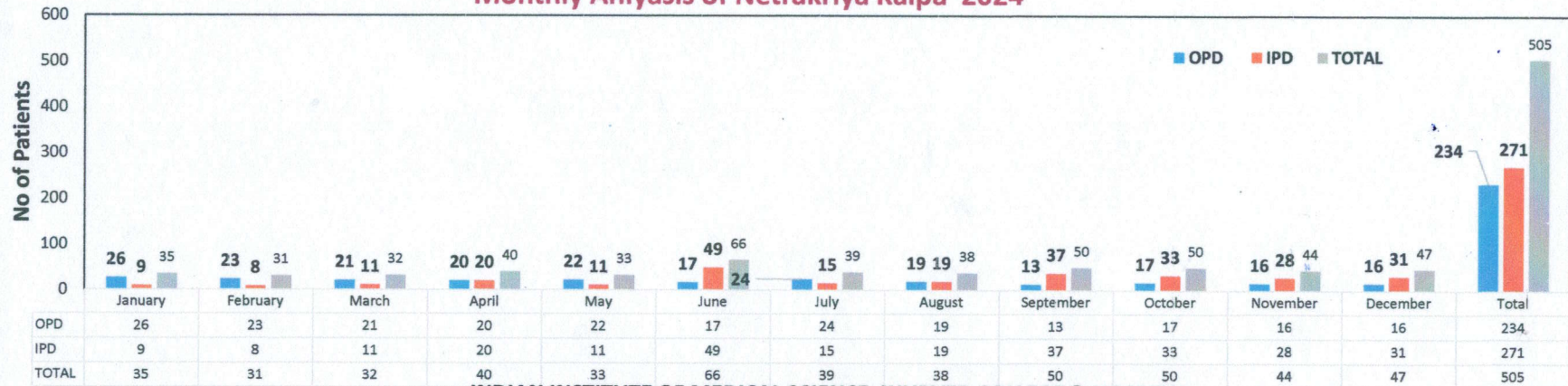


Principal
 Indian Institute of Medical
 Sciences Ayurved College
 At. Post Manori, Tal. Dindori, Dist. Nashik


**SAIBABA BAHUDESHIYA SEVABHAVI SANSTHA'S
INDIAN INSTITUTE OF MEDICAL SCIENCE-AYURVED COLLEGE & HOSPITAL**
Monthly Anlyasis of Netrakriya Kalpa 2024
1 Jan. 2024 to 31 Dec 2024


Sr. No.	Procedures Carried Out	January	February	March	April	May	June	July	August	September	October	November	December	Total
1	OPD	26	23	21	20	22	17	24	19	13	17	16	16	234
2	IPD	9	8	11	20	11	49	15	19	37	33	28	31	271
TOTAL		35	31	32	40	33	66	39	38	50	50	44	47	505

Monthly Anlyasis of Netrakriya Kalpa 2024



INDIAN INSTITUTE OF MEDICAL SCIENCE-AYURVED COLLEGE & HOSPITAL
Monthly Anlyasis of Netrakriya Kalpa 2024
1 Jan. 2024 to 31 Dec 2024




Principal
Indian Institute of Medical Sciences Ayurved College
 At. Post Manori, Tal. Dindori, Dist. Nashik