

"SAIBABA BAHUDESHIYA SEVABHAVI SANSTHA SANCHALIT"  
INDIAN INSTITUTE OF MEDICAL SCIENCE-AYURVED HOSPITAL

Monthly Anlyasis of OPD & IPD 2023

1. NUMBER OF PATIENTS ATTENDED OPD From 1 Jan. 2023 to 31 Dec 2023

| Sr. No.     | Month     | Kaychikitsa | Panchakarma | Shalya | Shalakya Netra | Shalakya | Prasuti & Shri Roga | Kaumarbhriya (Balroga) | Swastha Vritta & Yoga | Aatyayika (Casualty) | Month Total |
|-------------|-----------|-------------|-------------|--------|----------------|----------|---------------------|------------------------|-----------------------|----------------------|-------------|
| 1           | January   | 755         | 579         | 388    | 137            | 238      | 388                 | 380                    | 137                   | 60                   | 3062        |
| 2           | February  | 773         | 576         | 390    | 118            | 283      | 396                 | 396                    | 136                   | 66                   | 3134        |
| 3           | March     | 784         | 584         | 459    | 88             | 269      | 457                 | 372                    | 155                   | 32                   | 3200        |
| 4           | April     | 768         | 489         | 431    | 29             | 306      | 432                 | 360                    | 125                   | 25                   | 2965        |
| 5           | May       | 914         | 553         | 486    | 40             | 342      | 489                 | 410                    | 147                   | 23                   | 3404        |
| 6           | June      | 924         | 534         | 502    | 57             | 312      | 485                 | 397                    | 145                   | 21                   | 3377        |
| 7           | July      | 963         | 571         | 512    | 92             | 304      | 496                 | 432                    | 149                   | 20                   | 3539        |
| 8           | August    | 939         | 532         | 512    | 101            | 316      | 505                 | 437                    | 164                   | 18                   | 3524        |
| 9           | September | 856         | 502         | 500    | 47             | 332      | 448                 | 398                    | 145                   | 23                   | 3251        |
| 10          | October   | 889         | 521         | 472    | 74             | 316      | 459                 | 402                    | 147                   | 23                   | 3303        |
| 11          | November  | 783         | 493         | 463    | 76             | 291      | 438                 | 381                    | 148                   | 25                   | 3098        |
| 12          | December  | 902         | 556         | 524    | 46             | 361      | 490                 | 417                    | 155                   | 26                   | 3477        |
| Dept. Total |           | 10250       | 6490        | 5639   | 905            | 3670     | 5483                | 4782                   | 1753                  | 362                  | 39334       |
| Grand Total |           | 39334       |             |        |                |          |                     |                        |                       |                      |             |



  
 25/1/24  
 Principal  
 Indian Institute of Medical Sciences  
 Ayurved College & Hospital  
 At Post Manori, Tal. Dindori, Dist. Nashik.

"SAIBABA BAHUDESHIYA SEVABHAVI SANSTHA SANCHALIT"  
**INDIAN INSTITUTE OF MEDICAL SCIENCE-AYURVED HOSPITAL**

**Monthly Analysis of OPD & IPD 2023**

**2. Number of Patients Attended IPD 1 Jan. 2023 to 31 Dec. 2023**

| Sr. No.     | Month     | Kaychikitsa (Rasayan & Manasroga etc.) |             | Shalya | Shalakyā | Prasuti & Shri Roga | Kaumarbhriya (Balroga) | Total |
|-------------|-----------|--|-------------|--------|----------|---------------------|------------------------|-------|
|             |           | Kaychikitsa                            | Panchakarma |        |          |                     |                        |       |
| 1           | January   | 31                                     | 20          | 25     | 13       | 18                  | 15                     | 122   |
| 2           | February  | 27                                     | 13          | 23     | 9        | 17                  | 14                     | 103   |
| 3           | March     | 32                                     | 20          | 28     | 15       | 20                  | 18                     | 133   |
| 4           | April     | 26                                     | 16          | 24     | 14       | 18                  | 18                     | 116   |
| 5           | May       | 29                                     | 18          | 27     | 15       | 19                  | 21                     | 129   |
| 6           | June      | 29                                     | 16          | 26     | 15       | 17                  | 18                     | 121   |
| 7           | July      | 27                                     | 17          | 25     | 16       | 17                  | 19                     | 121   |
| 8           | August    | 27                                     | 14          | 27     | 16       | 19                  | 20                     | 123   |
| 9           | September | 29                                     | 19          | 25     | 17       | 19                  | 17                     | 126   |
| 10          | October   | 28                                     | 17          | 27     | 15       | 20                  | 17                     | 124   |
| 11          | November  | 24                                     | 13          | 24     | 13       | 16                  | 15                     | 105   |
| 12          | December  | 21                                     | 17          | 24     | 16       | 20                  | 15                     | 113   |
| Total       |           | 330                                    | 200         | 305    | 174      | 220                 | 207                    | 1436  |
| Grand Total |           | 1436                                   |             |        |          |                     |                        |       |

Principal  
 Indian Institute of Medical Sciences  
 Ayurved College & Hospital  
 At Post Manori, Tal. Dindori, Dist. Nashik.




**“SAIBABA BAI DESHIYA SEVABHAVI SANSTHA SANCHALIT”  
INDIAN INSTITUTE OF MEDICAL SCIENCE-AYURVED HOSPITAL**

**Monthly Analysis of OPD & IPD 2023**

**3. Month wise Anylisis of Bed Occupancy 1 Jan 2023 to 31 Dec. 2023**

| Sr. No.                   | Month     | Kaychikitsa   | Panchakarma | Shalya | Shalakya | Prasuti & Shri Roga | Kaumarbhriya - Balroga | Total Bed Day's |
|---------------------------|-----------|---------------|-------------|--------|----------|---------------------|------------------------|-----------------|
| 1                         | January   | 240           | 163         | 131    | 86       | 140                 | 88                     | 848             |
| 2                         | February  | 220           | 128         | 121    | 71       | 136                 | 86                     | 762             |
| 3                         | March     | 236           | 166         | 139    | 110      | 148                 | 98                     | 897             |
| 4                         | April     | 225           | 153         | 154    | 98       | 135                 | 106                    | 871             |
| 5                         | May       | 228           | 159         | 142    | 113      | 147                 | 115                    | 904             |
| 6                         | June      | 203           | 136         | 128    | 115      | 139                 | 107                    | 828             |
| 7                         | July      | 209           | 146         | 121    | 122      | 134                 | 111                    | 843             |
| 8                         | August    | 204           | 141         | 141    | 120      | 137                 | 106                    | 849             |
| 9                         | September | 233           | 169         | 157    | 130      | 145                 | 92                     | 926             |
| 10                        | October   | 220           | 155         | 140    | 119      | 140                 | 91                     | 865             |
| 11                        | November  | 177           | 135         | 135    | 92       | 125                 | 92                     | 756             |
| 12                        | December  | 179           | 148         | 133    | 123      | 141                 | 98                     | 822             |
| <b>Total</b>              |           | 2574          | 1799        | 1642   | 1299     | 1667                | 1190                   | 10171           |
| <b>Grand Total</b>        |           | <b>10171</b>  |             |        |          |                     |                        |                 |
| <b>Bed Occupancy in %</b> |           | <b>46.44%</b> |             |        |          |                     |                        |                 |



  
**Principal**  
 Indian Institute of Medical Sciences  
 Ayurved College & Hospital  
 At Post Manori, Tal. Dindori, Dist. Nashik.


"SAIBABA BHARATIAH INDIAN INSTITUTE OF MEDICAL SCIENCES AYURVED COLLEGE & HOSPITAL"  
**INDIAN INSTITUTE OF MEDICAL SCIENCE-AYURVED HOSPITAL**

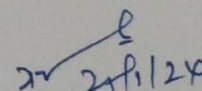
**Details No of Procedures (Karma) Carried Out In the Year 2023**

| Sr. No. | Details  | No. of Procedures |
|---------|--|-------------------|
| 1       | Total No. of Hematological Tests                     | 9621              |
| 2       | Total No. of Bio-Chemical Tests                      | 4437              |
| 3       | Total No. of Serological Tests                       | 601               |
| 4       | Total No. of Microbiological Tests                   | 2213              |
| 5       | Total No. of Investigation Done In the Last Calender | 16872             |
| 6       | Total No. of Patients Lab                            | 8385              |

| Sr. No. | Karma Carried Out | From OPD | From IPD | Total |
|---------|-------------------|----------|----------|-------|
| 1       | Snehan            | 3014     | 2644     | 5658  |
| 2       | Swedan            | 3099     | 2604     | 5703  |
| 3       | Vaman             | 21       | 15       | 36    |
| 4       | Virechan          | 53       | 45       | 98    |
| 5       | Basti             | 1015     | 1054     | 2069  |
| 6       | Nasya             | 753      | 921      | 1674  |
| 7       | Rakthmokshan      | 208      | 123      | 331   |
| 8       | Shirodhara        | 237      | 183      | 420   |
| 9       | Shirobasti        | 2        | 2        | 4     |
| 10      | Other Karmas      | 858      | 1439     | 2297  |

|   |      |
|---|------|
| 1. Details of Medical Campus Conducted in the Last Calendar Year 2023                     | 17   |
| 2. Total No. of Deliveries Performed In The Last Calendar Year 2023                       | 26   |
| 3. Total operations Done In Last Calendar Year 2023                                       | 102  |
| 4. Total No. of Patients Treated by Ksharsutra Application In The Last Calendar Year 2023 | 69   |
| 5. Total No. of X-Ray 2023  | 1775 |
| 6. Total No. of ECG 2023  | 822  |
| 7. Total No. of Labor Room Procedurers 2023   | 1767 |
| OPD   |      |
| IPD   | 386  |



  
**Principal**  
 Indian Institute of Medical Sciences  
 Ayurved College & Hospital  
 At Post Manori, Tal. Dindori, Dist. Nashik.

“SAIBABA BAHUDESHIYA SEVABHAVI SANSTHA SANCHALIT”  
**INDIAN INSTITUTE OF MEDICAL SCIENCE-AYURVED HOSPITAL**

No. of Bed Existed in the Year 2023

| Sr. No. | Name of the Department                              | No. of Existing Bed for UG | Additional Bed For Exiting PG (Clinical Dept) Bes Ration 1:4 | Total No. of Available Beds |
|---------|---|----------------------------|--|-----------------------------|
| 1       | Kayachikista (Panchakarma Rasayan & Manasroga etc.) | 30                         | -  | 30                          |
| 2       | Shalya  | 9                          | -  | 9                           |
| 3       | Shalakya  | 6                          | -  | 6                           |
| 4       | Prasuti & Stree Roga                                | 10                         | -  | 10                          |
| 5       | Kaumarbhritya or Balrog                             | 5                          | -  | 5                           |
|         | <b>Total beds</b>                                   | <b>60</b>                  |  | <b>60</b>                   |



*[Signature]*  
Principal  
Indian Institute of Medical Sciences  
Ayurved College & Hospital  
At Post Manori, Tal. Dindori, Dist. Nashik.